

# The Mitten


These yummy dairy recipes are inspired by one of our favorite holiday stories. Remember, always ask an adult to help you when working in the kitchen.

## *In this story,*

a boy asks his grandmother to sew him white mittens.

When he wears them to play outside, he loses one in the snow. Woodland creatures come across the mitten and burrow inside for warmth.

Soon, the mitten is filled with animals — from a mouse to a hedgehog to a bear.



## *Hedgehog Cheese Ball*

*A mole and a rabbit make themselves at home inside the mitten before the hedgehog arrives. At first, they don't want to let the hedgehog in, but after they see all of his prickles, they make room!*

### **YOU WILL NEED:**

- Your Favorite Cheese Ball Recipe
- Sliced Almonds
- Raisins

Have an adult help you prepare your favorite cheese ball recipe, and form it into the shape of a hedgehog, with a round body and pointed snout. Place sliced almonds all over the body to look like quills. Put a raisin on the tip of the snout as the nose and add two raisin eyes.


### **A CHEESE BALL RECIPE YOU MIGHT TRY:**

Combine the following ingredients, shape into a ball, and refrigerate for at least 2 hours.

- 2 (8 oz) Packages of Cream Cheese
- 2 cups Shredded Cheddar Cheese
- 1 (1 oz) Package of Ranch-Style Dressing Mix



# The Mitten




## Cheese Mouse




A mouse is the very last animal to crawl inside the mitten. He tickles the big bear's nose and makes him sneeze. The force of the sneeze causes all of the animals to burst out of the mitten, and the boy finds it on his way home.

### INGREDIENTS:

- Cheese Wedge
- Pepperoni Slices
- Poppy Seeds
- Raisins
- Egg Noodle (Uncooked)



Assembling your cute cheese mouse is easy! Just put a raisin on the tip of the cheese wedge for a nose, add poppy seed eyes, and an egg noodle tail. Ask an adult to cut slits in the cheese wedge, where you can insert pepperoni ears.



TheNutritionEducationPeople

STLDAIRYCOUNCIL.ORG